

OOD Recommended Timing and Procedure for running races

Start Time (S)

- S-1 hour Arrive at Club, meet fellow OODs
- S-55 minutes Check weather and conditions
Check safety boat fuel and equipment, run up engine, any problems contact a committee member
Set up Results spreadsheet on clubhouse computer and leave for competitors to enter
- S-45 minutes Draw course on blackboard and list buoys with a passing side
Eg. Start, Mark 1 (P) Mark 2 (S) Mark 3 (P) ODM (P)
3 Laps
Courses can be shortened but not lengthened so ensure enough laps are stated to provide approximately 1 hours race
- S-40 minutes Launch safety boat and lay marks
- S-20 minutes Prepare flags for use at the starting platform
Check the stopwatch is set correctly
- S-10 minutes Print out race record sheet and man the starting platform
- S-5 minutes Commence Race start sequence – see next page for details

During the race record the time each boat crosses the finish line at the end of a lap
Monitor the time and aim to finish after approx. 1 hour or when the specified number of laps have been achieved.

When all boats have finished enter elapsed times into the result spreadsheet, print the results leaving them and the handwritten sheet on the noticeboard.
Clear Race results sheet to allow competitors to enter the next race

Repeat the above procedure for subsequent races, adjusting course if wind and sea conditions dictate

On completion of all days racing recover buoys and safety boat.
Wash down Safety boat, flush engine, lock up and cover.

OODs are expected to provide safety cover for all club sailors in the sailing area, if there is no-one racing the safety boat must be on the water and manned for at least 2 1/2 hours from the first advertised start time.


Starting Instructions

Check that the starting watch is correctly set - 5 minute timer then count up


5 minutes to Start

↑  + 1 sound signal - start timer


4 Minutes to Start

↑  + 1 sound signal

1 Minute to start

↓  + 1 sound signal

Start



↓  + 1 sound signal

If boats over line at start signal either:

individual recall

or

general recall

↑  + 1 sound signal ↑  + 2 sound signals


Lower Individual recall when boat(s) have returned and re-started

On general recall wait for all boats to return, lower flag (with 1 sound signal), recommence start sequence 1 minute later

Finishing Instructions

Finish boats after required laps or 45min - 1 hour

Just before 1st boat finishes


↑  + 1 sound signal

Record times when boats reach the line

Note on race sheet which boats retired

Other Signals

Race Abandoned

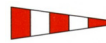
↑  + 3 sound signals

When ready to restart lower flag with 1 sound signal, recommence start sequence 1 minute later

All Races Abandoned - no more racing

↑  + ↑  + 3 sound signals

Race Postponed

↑  + 2 sound signals

When ready, lower flag with 1 sound, start sequence commences 1 minute later

Use this before the start if timing is messed up and you want to recommence the sequence